

**STAND OUT**  
Inspiration for your business event

**ONS 2026 STAVANGER**  
24.08.2026 - 27.08.2026



 CONSULTING  
DESIGN  
CRAFTSMANSHIP  
TECHNOLOGY

  
**STANDESIGN**  
A PART OF COMPASS FAIRS

## STANDESIGN PROJECT MANAGER



### **Jan Hammershøj**

Project Manager

E-mail: [janha@standesign.dk](mailto:janha@standesign.dk)

Phone: +45 23 24 34 11



## FURNITURE INCLUDED IN YOUR FEE

- 1 x Table (standard / bar)
- 3 x Chairs (standard / bar)
- 1 x Brochure Stand
- 1 x 220V with approx. 300W for charging phone, laptop etc.



## ADD-ONS + EXTRA FURNITURE OPTIONS

There are many ways to make your booth stand out:

- Podiums in different shapes and sizes, counters, freestanding walls, acrylic wall elements, tabletops and round fridges with **your** branding
- Acoustic slat wall panels
- Backlit fabric for your walls or e.g. screen stands
- Extraordinary lighting with 'Puck XL' stem light
- LED screen modules (~ 50 x 50 cm per module)
- Touch screens + stands or on walls
- Many carpet colours and styles e.g. for lounge area or meeting room
- Varied selection of additional furniture



## ADD-ONS + EXTRA FURNITURE OPTIONS

There are many ways to make your booth stand out:

- Podiums in different shapes and sizes, counters, freestanding walls, acrylic wall elements, tabletops, U-tables and round fridges with **your** branding
- Acoustic slat wall panels
- Backlit fabric for your walls or e.g. screen stands
- Touch screens + stands or on walls
- Plants in pots or planters
- Varied selection of additional furniture



## ADD-ONS + EXTRA FURNITURE OPTIONS

There are many ways to make your booth stand out:

- Podiums in different shapes and sizes with **your** branding
- Acoustic slat wall panels
- Shelving systems; hanging or standing
- Touch screens + stands or on walls
- Plants in pots or planters
- Varied selection of additional furniture - also see Standesign partner: [jmt.de](http://jmt.de)



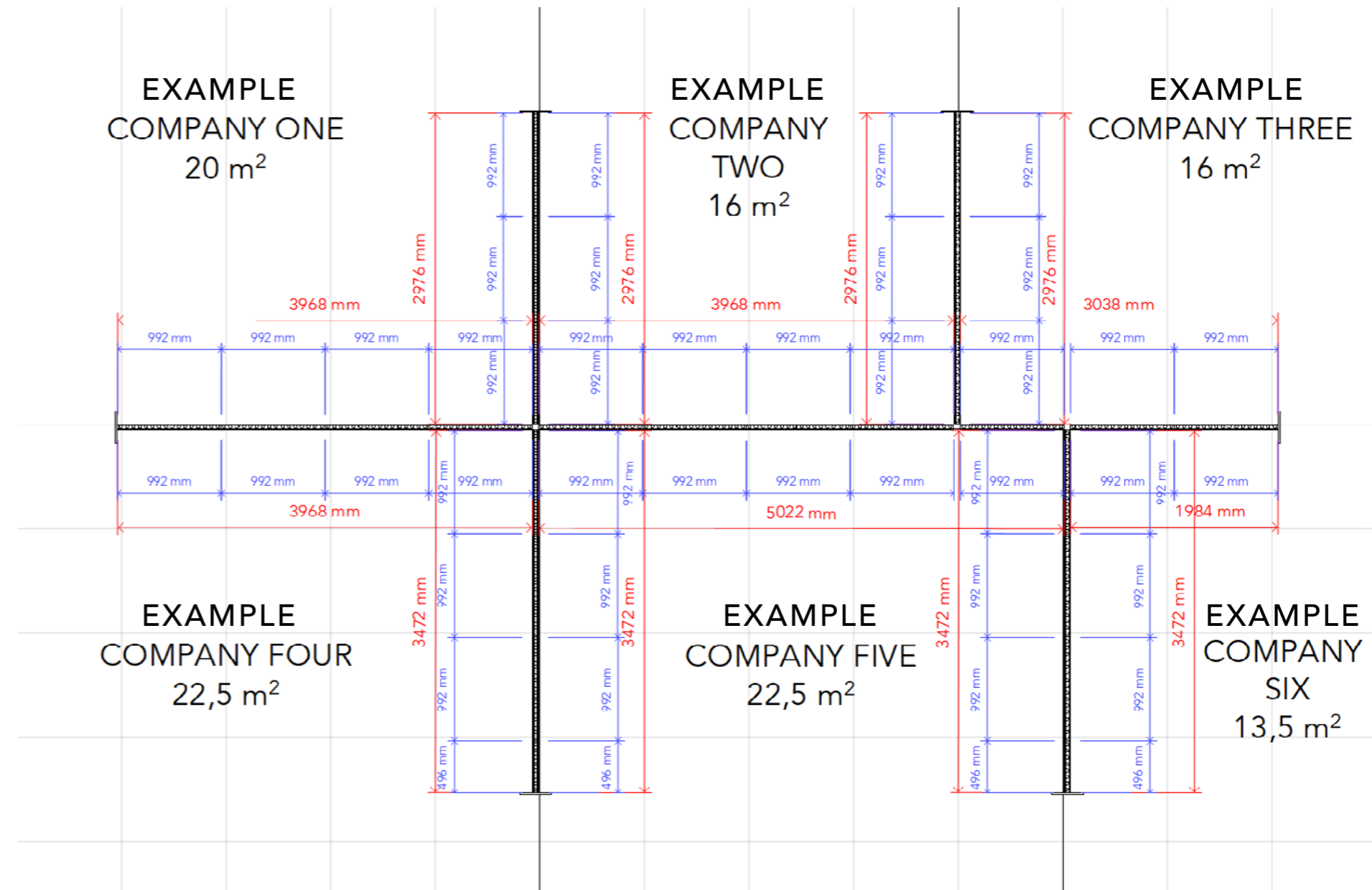
## GRAPHICS FOR YOUR BOOTH

See drawings for specific graphics dimensions of the walls on your booth for full fabric covering or single fabric panels.

How to read the dimensions for your choice of graphics:


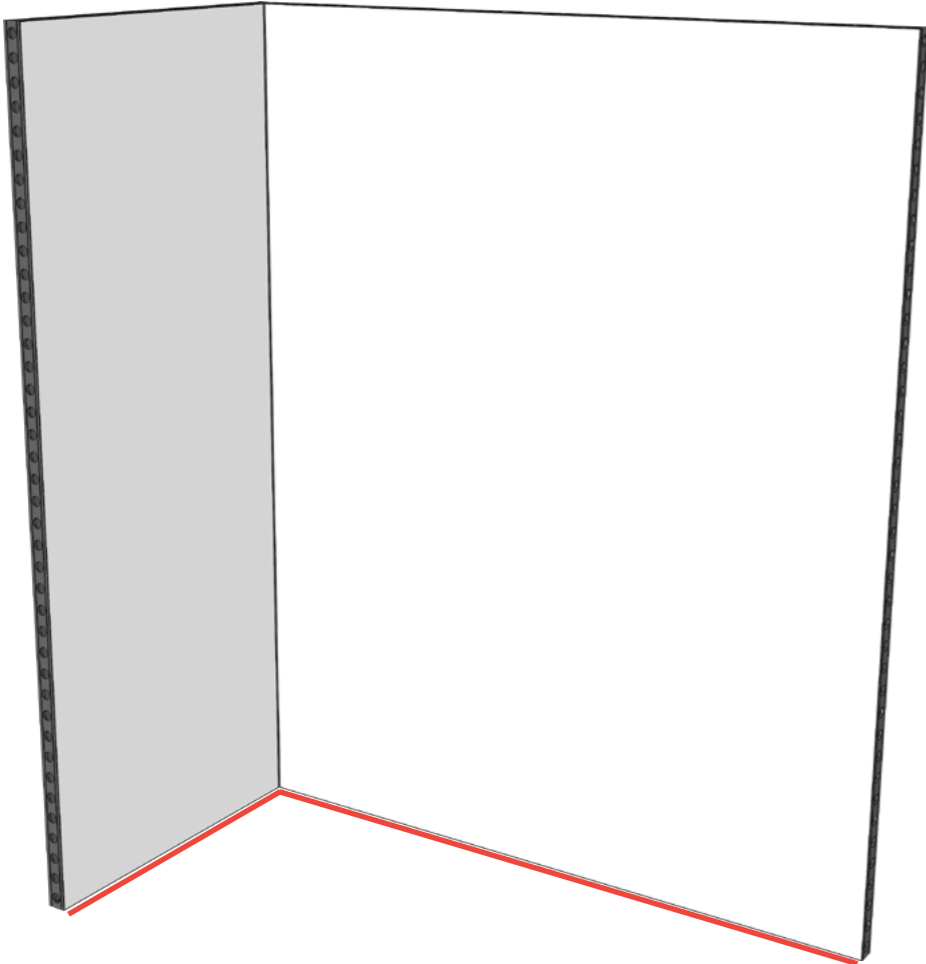
- Full fabric covering – **red** dimensions (Height 2480 mm)
- Single fabric panels – **blue** dimensions (Height 2480 mm)
- Print ready pdf's must be sent by [www.wetransfer.com](http://www.wetransfer.com) to the project manager – See 'Order Form' for deadline

Standesign offers to produce the printing file  
Please order DTP in the order form



Example drawing only

# ALUVISION FRAME SYSTEM - FULL FABRICS




## GRAPHICS FOR FRAME SYSTEM - FULL FABRICS

See drawings for **red** dimensions of the walls on your booth for full fabric covering (Height 2480 mm)

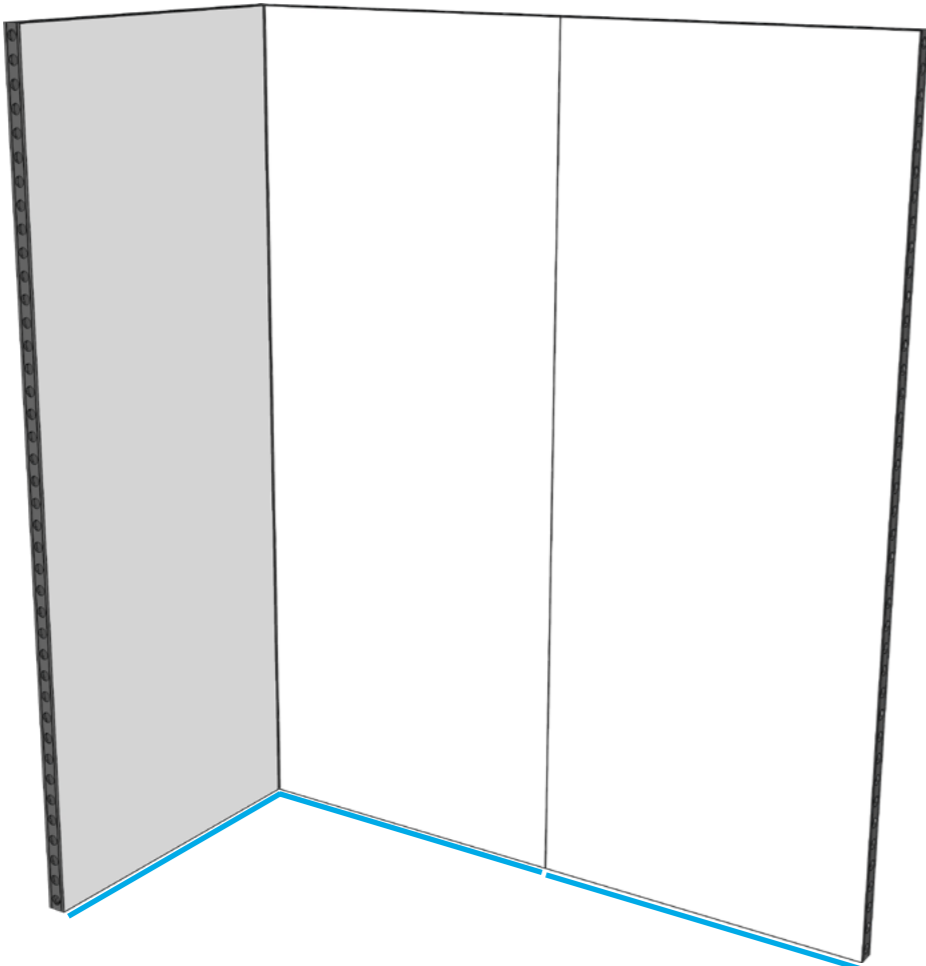
### Specifications for your print files:

- Separate sides in print file for each fabric
- Add 20 mm bleed (crop marks must be visible)
- All text must be outlined
- All images must be minimum 100 dpi
- All logos in EPS or AI file
- All colors will be printed in CMYK
  
- Print ready pdf's must be sent by [www.wetransfer.com](http://www.wetransfer.com) to the project manager – See 'Order Form' for deadline

Standesign offers to produce the printing file  
Please order DTP in the order form



# ALUVISION FRAME SYSTEM - SINGLE FABRICS



## GRAPHICS FOR FRAME SYSTEM - SINGLE FABRICS

See drawings for **blue** dimensions of the walls on your booth for single fabric panels (Height 2480 mm)

### Specifications for your print files:

- Separate sides in print file for each fabric
- Add 20 mm bleed (crop marks must be visible)
- All text must be outlined
- All images must be minimum 100 dpi
- All logos in EPS or AI file
- All colors will be printed in CMYK
  
- Print ready pdf's must be sent by [www.wetransfer.com](http://www.wetransfer.com) to the project manager – See 'Order Form' for deadline

Standesign offers to produce the printing file  
Please order DTP in the order form



## ORDER FORM

- Please fill out the order form and return by email to: [janha@standesign.dk](mailto:janha@standesign.dk)
- Deadline for order form: 27<sup>th</sup> of May 2026  
Deadline for print files: 10<sup>th</sup> of June 2026

Exhibitor Information:	
Company name:	
Company address:	
Company phone:	
Contact person name:	
Contact person e-mail:	
Contact person phone:	
Invoicing name and reference	
Invoicing e-mail:	

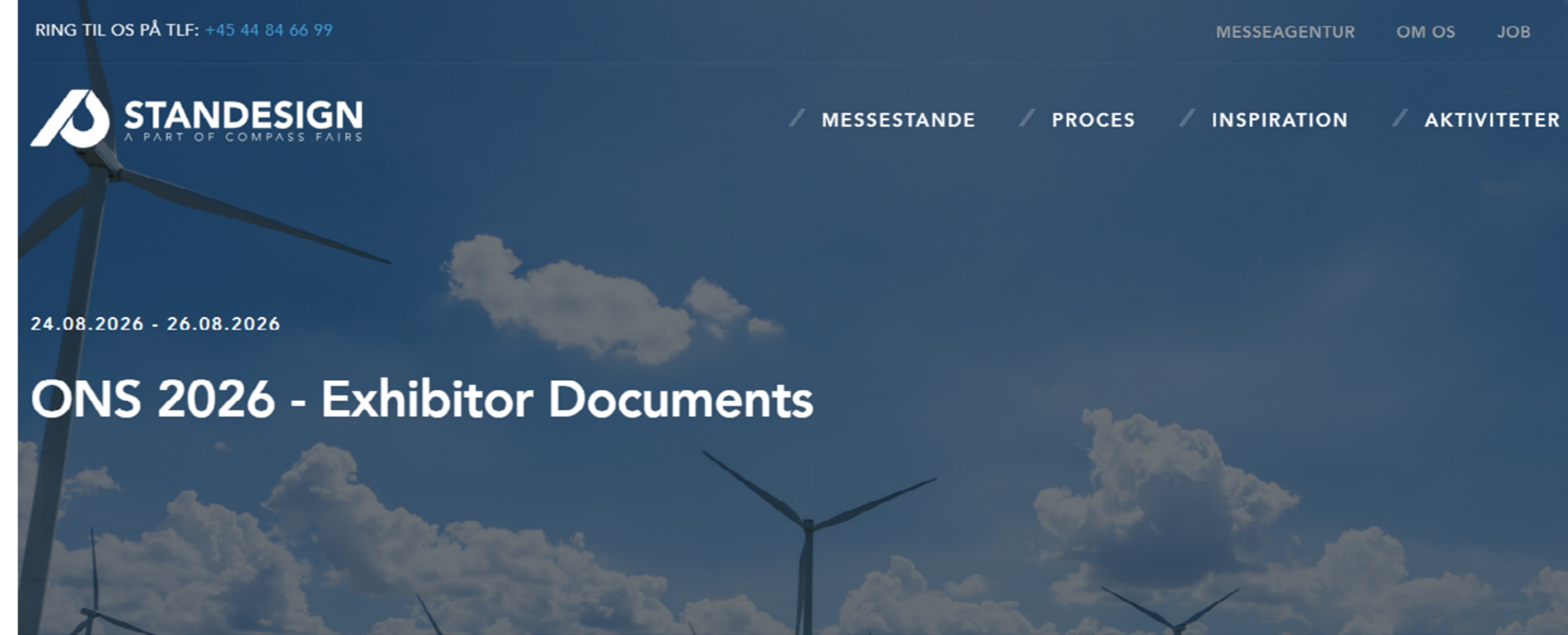
Event Information:	
Name of event:	ONS 2026
Location:	Stavanger
Date:	24. - 27. August 2026
Booth No.:	Hall 3, booth 3350A, 3350B
Deadline for order form:	27. May 2026
Deadline for print files:	10. June 2026
Freight from DK: (BWS transport proposal)	18. August 2026
Note:	Surcharge for ordering after deadline +20%

Order Form
Please fill in the order form and return by email to: <a href="mailto:janha@standesign.dk">janha@standesign.dk</a> no later than the above deadline. The order will be subject to a 20% late order fee if we receive the order form later than the above deadline.

## LANDING PAGE

You will receive a link to a landing page on Standesign's website, where you can download our exhibitor documents:

- Order Form
- Presentation
- Drawings
- Furniture Catalogue



[DOWNLOAD DOCUMENTS BELOW](#)

### ONS 2026 - Exhibitor Documents

Please send the completed order form by e-mail to: [janha@standesign.dk](mailto:janha@standesign.dk)

Printing files must be sent via [WeTransfer](#)

Deadline Order form: 27th of May 2026

Deadline Printing files: 10th of June 2026

NOTE: Surcharge for ordering after deadline + 20%

Please read our terms and conditions [HERE](#)

[/ DOWNLOAD ORDER FORM](#)

[/ DOWNLOAD PRESENTATION](#)

[/ DOWNLOAD DRAWINGS](#)

[/ DOWNLOAD FURNITURE CATALOGUE](#)



## HANDLING OF YOUR GOODS

Standesign can help you handling your own equipment (unpacking and packing)

Must be ordered in advance via the order form

Please indicate the estimated hours and provide the following information:

- Arrival of the goods
- Amount of crates

**Please note:** We only empty the crates. We do not assemble your equipment.



## STAND HANDOVER

- 22nd of August 2026 between 10.00 - 14.00  
( 10 am – 2 pm )

Possibility of assembling your own equipment.  
Stands must be completed, and excess products and materials must be removed from all halls no later than 18.00 ( 6 pm ) on Saturday 22th of August – please allow time to load and unload vehicles.

- 23<sup>rd</sup> of August 2026 between 7.00 - 11.00  
( 7 pm – 11 pm )

Only equipment carried by hand can be brought into the area. Note that protection footwear and visibility vest is recommended. The area is closed from 11.00.

During build up and breakdown, contractors and exhibitors are required to wear build up/breakdown passes and Personal Protective Equipment at all times and to comply with the Health and Safety Regulations of the venue.



**THANK YOU** FOR LISTENING



**STANDESIGN**

A PART OF COMPASS FAIRS

**TOGETHER** WE MAKE IT POSSIBLE

